


Carbon dioxide sensors

Precise monitoring in any environment

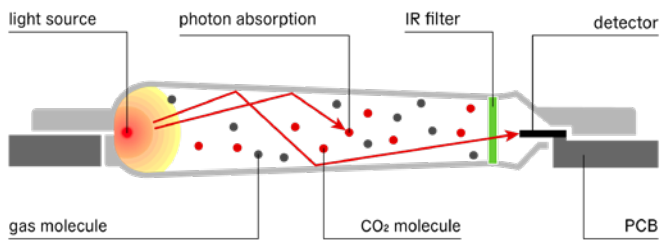


SENSIRION

Bringing value through CO₂ sensing

CO₂ sensors enable the development of smart devices that enhance comfort, health, and energy efficiency in a variety of HVAC, consumer and medical applications. Utilizing the latest advancements of different measurement principles, we offer solutions for a wide range of use cases and requirements. From initial idea to product launch, we support the entire development process, offering expertise in prototype construction, design-in support, and in-line testing during mass production. Our sensor portfolio also includes sensor solutions to monitor environmental parameters such as humidity, temperature, volatile organic compounds (VOCs), particulate matter (PM), formaldehyde, and nitrogen oxide (NO_x).

Measurement principles for CO₂ sensing

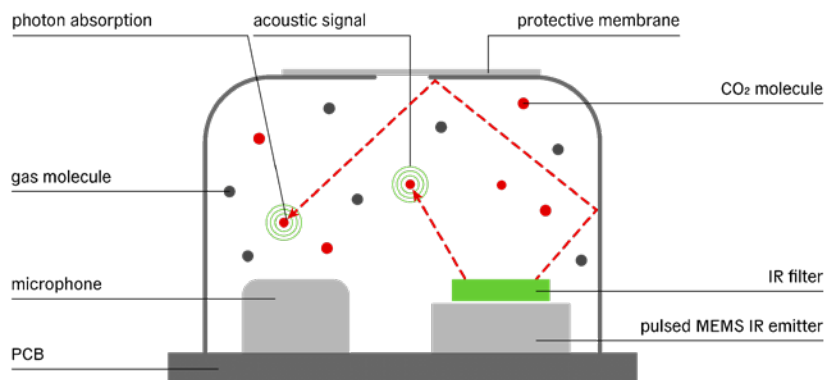


Transmissive non-dispersive infrared (NDIR)

CO₂ molecules absorb specific wavelengths of infrared (IR) light. NDIR CO₂ sensors pass IR light through a measurement cell, using a detector to measure how much light is transmitted through it (i.e. not absorbed by CO₂ molecules). By comparison to a reference light intensity, a CO₂ concentration is derived. Two types of NDIR CO₂ sensors exist: single and dual channel. The reference measurement channel in dual channel NDIR enhances long-term stability.

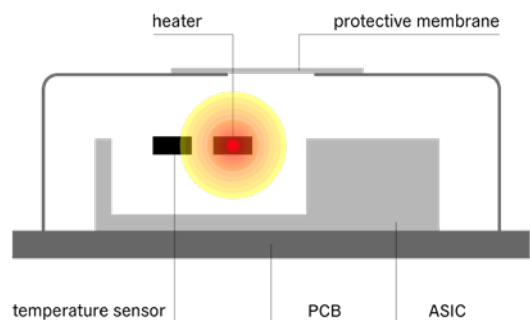
Photoacoustic NDIR (PA)

PA uses a pulsed IR light source that emits wavelengths absorbed by CO₂. Absorption of light by CO₂ molecules leads to additional molecular vibration, increasing the pressure in the measurement cell. As the light source is pulsed, this pressure increase occurs periodically, creating an acoustic wave. The more CO₂ molecules present, the larger the amplitude of the acoustic wave. This is measured by a microphone to calculate the CO₂ concentration.




Thermal conductivity (TC)

TC is based on the inherent thermal conductivity of all gases. With a thorough understanding of the gas composition in ambient environments, subtle changes in gas concentrations can be detected. The measurement principle is based on heating the air within a measurement cavity and sensing the heat transfer with a temperature sensor.



SCD30

SCD30 is our state-of-the-art transmissive NDIR CO₂, relative humidity and temperature sensor module. The module's dual-channel optical measurement principle enables best-in-class CO₂ measurement accuracy and excellent long-term stability. An ultra-thin package size and UART, I²C or PWM interface allows for easy, space-saving integration. Applications requiring compatibility with building codes or IAQ standards – such as California Title 24, EN50543, RESET® or WELL Building Standard® – are well served by SCD30.



Features	Benefits
Transmissive NDIR sensing technology	High accuracy, selective optical CO ₂ measurement
Dual-channel measurement principle	Superior long-term stability by reference-channel compensation
All-in-one CO ₂ , RH and T sensor module	Three measurement outputs with on-board temperature and humidity compensation
Sensirion CMOSens® IR-Detector	Excellent performance-to-price ratio
UART, I ² C and PWM interface	High flexibility for interfacing and read-out
Thinnest NDIR sensor module	Streamlined design, ideal for wall-mounted devices

Applications

- Commercial and residential HVAC systems
- Demand-controlled ventilation (DCV)
- Energy recovery ventilation (ERV)
- Wall-mounted thermostats
- Duct-mounted CO₂ sensors

SEK-SCD30 Evaluation Kit

- 1 × SCD30 on SEK-adapter PCB with RJ45 connector and pinout (female 2.54 mm)
- 1 × RJ45 adapter cable (1-meter length)
- 1 × SEK-SensorBridge required (must be bought separately)



Learn more



about the
SCD30



about the
SEK-SCD30

SCD4x

SCD4x offers high accuracy at attractive prices and a small form factor using the photoacoustic NDIR sensing principle and Sensirion's patented PASens® and CMOSens® technologies.

SCD4x is available in two different variants: SCD40 for cost-sensitive applications, and SCD41 for more demanding use-cases requiring compatibility with California Title 24, RESET® and WELL Building Standard®, or requiring single shot operation.




Features	Benefits
Photoacoustic NDIR sensing technology	High accuracy, selective CO ₂ measurement
Small footprint of 10.1 × 10.1 × 6.5 mm ³	Space saving integration
Fully encapsulated sensor package	Long lifetime of > 10 years Robust against dust, water ingress and mechanical force
SMD solderable, tape & reel packaging	Allows for highly automated, cost-effective on-board assembly
On-chip compensation and self-calibration	Calibrated and linearized sensor output with long-term drift compensation (ASC)
Supply voltage range of 2.4–5.5 V	Operable in wide variety of applications
Multiple operation and reduced power modes	Flexible trade-off between power-consumption and performance
Digital I ² C interface	Straight-forward design-in and interfacing

Applications

- Commercial or residential HVAC systems
- Wall-mounted thermostats
- Air purifiers
- Indoor air quality monitors

SEK-SCD41 Evaluation Kit

- 1× SCD41 development board
- 1× adapter cable
- 1× jumper wire set
- 1× SEK-SensorBridge required (must be bought separately)



Learn more



about the
SCD40




about the
SCD41



about the
SEK-SCD41

STCC4

Coming soon in Q2 2025



STCC4 is our next generation CO₂ sensor based on the thermal conductivity sensing principle. With one of the world's smallest form factors on the market for direct measurement of CO₂ gas concentrations, it is designed for seamless integration into compact electronic devices, setting a new standard for versatility and adaptability.

The key features of STCC4 open up opportunities for CO₂ monitoring in applications previously limited by size and cost constraints. The sensor will officially be launched in the second quarter of 2025.

Features	Benefits
Thermal conductivity sensing technology	Direct measurement of CO ₂ concentration
Small footprint of 4 × 3 × 1.2 mm ³	Facilitates space-efficient design-in
Current consumption of 850µA	Enables low power applications
Low number of components	High reliability
SMD soldering, tape & reel packaging	Straight-forward design-in
Digital I ² C interface	Simple sensor communication

Applications

- Smart speakers
- Smart thermostats
- Air conditioners
- Indoor air quality monitors

Learn more



about the
STCC4

STC31-C

STC31-C is a chip-sized gas concentration sensor based on the thermal conductivity sensing principle that delivers high-range, accurate CO₂ measurements with superior repeatability and long-term stability. This makes it the perfect choice for applications where reliability is key. STC31-C introduces a new low-cross-sensitivity measurement mode with smart humidity and oxygen compensation, allowing new applications like measuring CO₂ in breath.



Applications

- Controlled atmosphere storage systems
- CO₂ measurement in breath
- CO₂ measurement in medical ventilation
- CO₂ leakage detection

Features	Benefits
Thermal conductivity sensing technology	Ultra-low power consumption
Small footprint of only 4 × 3 × 1mm ³	Fits into every device
Low number of components	High reliability
Fast response time	Allows measurement of CO ₂ in breath
Voltage range of 2.7–5.5 V	Flexibility for battery and wired applications
Automatic self-calibration (ASC)	Enables autonomous drift compensation
Low-power mode	Potential for battery-powered applications
SMD soldering, tape & reel packaging	Straight-forward design-in
Smart humidity and O ₂ compensation	On-chip signal compensation
Digital I ² C interface	Simple sensor communication

SEK-STC31-C Evaluation Kit

- 1 × STC31-C and 1 × SHT40 on FPCB
- 1 × RJ45 adapter cable (1 meter length)
- 1 × SEK-SensorBridge required (must be bought separately)



Learn more



about the
STC31-C



about the
SEK-STC31

	SCD30	SCD40	SCD41	STCC4	STC31-C
Measurement principle	NDIR	Photoacoustic NDIR		Thermal conductivity	
Measurement accuracy	± (30 ppm + 3%)	± (50ppm + 5% of reading) @ 400–2,000 ppm	± (50 ppm + 2.5% of reading) @ 400–1,000 ppm ± (50 ppm + 3% of reading) @ 1,001–2,000 ppm ± (40 ppm + 5% of reading) @ 2,001–5,000 ppm	± (100 ppm + 10%)	± (0.2 ... 2.0 vol%)
CO ₂ output range	400–10,000ppm	0–40,000 ppm		400–5,000 ppm	0–100 vol%
Minimum sampling interval	2 s	5 s		1 s	0.066 s
Response time (T63%)	20 s	60 s		20 s	0.5 s
Size	35×23×7 mm ³	10.1×10.1×6.5 mm ³		4×3×1.2 mm ³	4×3×1 mm ³
Assembly	Through-hole	SMD		SMD	SMD
Interface	I ² C, PWM, Modbus	I ² C		I ² C	I ² C
Lifetime	15 years	> 10 years			> 10 years
Supply voltage range	3.3–5.5 V	2.4–5.5 V		3.3 V	2.7–5.5 V
Average current for periodic measurement mode	19 mA	3.3 V = 15 mA, 5V = 11 mA		850µA @ 1 Hz	150 uA @ 1Hz
Temperature operating conditions	0 to 50 °C	–10 to +60 °C			–10 to +50 °C
Humidity operating conditions	0–95% RH	0–95% RH			0–95% RH
Low power modes	Variable sampling interval	Low power periodic	Low power periodic Single shot	Single shot	Variable sampling interval
Compatibility with IAQ standards	EN50543, RESET, WELL, California Title 24		RESET, WELL, California Title 24		Not for IAQ applications

Technology at heart,
future in mind.